











983v2 Static Locator



1. To turn on press  once.
2. Then select either continuous  or peak  mode as desired.
3. Before taking a measurement it is very important to zero the unit.
4. To zero, point unit away from all sources of static and press button  or  accordingly.
5. Measuring distance: 150mm from surface - screen displays distance to target with a ✓ to help indicate correct distance.
6. Avoid measuring over rollers and surfaces plates
7. NOTE - Readings must be taken within 5 seconds of the unit being zeroed. Also, the unit must be zeroed between readings
8. To re-zero unit when on:
Point unit away from all sources of static and press button  or  accordingly.
9. Changing Mode:
Press the relevant button to select either continuous  or peak  mode.
10. To Turn Off:
Press  button

Note: auto shut down activates after 60 seconds of inactivity.

